

AUSTRALIAN GEOGRAPHIC
NATURE ———
PHOTOGRAPHER
OF THE YEAR —

AUSTRALIA NEW ZEALAND ANTARCTICA NEW GUINEA

JUNIOR PHOTOGRAPHY TRAIL

An all ages activity guide
for inside the Museum
and the outdoors.

Do you like taking photos of nature?
The South Australian Museum is sending you
on a photography quest **through the Museum**
and **into the great outdoors** to snap your
own top ten nature photographs.

So, grab your own device and try your hand
at these **photography activities**. Who knows,
your photograph could be selected for
next year's **Australian Geographic Nature
Photographer of the Year!**

South Australian Museum
North Terrace, Adelaide
samuseum.sa.gov.au



Government
of South Australia



MUSEUM
(flash free photography welcome)

COLOUR




Spawning Jewel Anemones
Richard Robinson

The magical world of sea creatures! Nature is full of dazzling colours, especially in coral reef gardens. Head up to the **Biodiversity Gallery** on Level 2 to visit the sea creatures and coral. Can you take a close-up photograph that showcases the **bright colours** you see?

MUSEUM
(flash free photography welcome)

PATTERN



Green Malachite
Josephine Oehler (Junior Category)

Explore the Minerals Gallery on Level 3. Have you ever noticed the variety of patterns that occur in geology? Try zooming in on the **repeated patterns** of the minerals and use the 'crop' function on your device to help with your composition.

ACTIVITIES

Unfold this pack to reveal a gallery poster for you to hang in your home.
Print your favourite shots and attach them to the gallery.

Happy snapping!

MUSEUM FRONT LAWN

ANT'S EYE




Castaway Kelp
Justin Gilligan

Find somewhere outdoors, like the **Museum front lawns**, that you find interesting or know that there are small critters. Lay your device on the ground for an **ant's-eye view**. Take a shot that explores this rarely-seen perspective.

MUSEUM FRONT LAWN

UNUSUAL VIEWS



*Through
The Pines*
Adam Resch

Try lying on your back on the grass of the **Museum front lawns**. Looking up, can you see some interesting points of view? Try using the sky as a backdrop and the shapes you see to create an **unexpected perspective**. Tip: you might focus on clouds, trees or buildings.

OUTDOORS

SILHOUETTE



Song Thrush

Aidan Cimarosti
(Junior Category)

Junior entrant Aidan Cimarosti photographed this song thrush in **silhouette** nestling into the branches of a tree against a twilight sky. **Head outside** before breakfast or after dinner and see if you can catch a bird, tree or other natural wonder as a silhouette.

MUSEUM

REFLECTION



We Are Here!

Les Imgrund

Find Les Imgrund's photo of some lively silver gulls reflected in the ocean. Try a clever photo shot in the **water**, using reflection to create a mirror effect. Head over to the **Museum fountains** and explore what is reflected in the water through your lens!

OUTDOORS

BOTANICAL



Orange Fan

Tess Poyner
(Junior Category)

Take a walk, near or far, and capture a botanical wonder. Tip: Do you notice the detail Tess has captured in her photo? Focus on the **texture** of your plant to give your viewer an idea of its physical form.

OUTDOORS

MOVEMENT



Scrub Python

Robert Irwin
(Junior Category)

Have you ever noticed how some photographers manage to catch the perfect moment? Their secret is patience and staying **very** still. Find yourself a spot **outdoors** to watch and wait for your perfect moment. Capture an image of an **animal in movement** for your collection.

OUTDOORS

CONTRAST




Lone Emperor

Justin Gilligan

This emperor penguin is contrasted against an icy white background, which makes it stand out. The same result can also be achieved using colours. Can you photograph a plant, animal or landscape that **contrasts** like our penguin?

OUTDOORS

COMPOSITION



A Fever of

Cownose Rays

Alex Kydd

What is composition? It is the arrangement of objects or things within a photograph that draws your eye in – like this magical shape formed by a group of cownose rays. Play with **composition** by looking for **natural frames or shapes** that appear in your world.

PHOTOGRAPHY TIPS AND TERMS

Use these top photography tips from SAM to help you on your quest!

Complementary colours:

Any two colours opposite each other on the colour wheel. For example, blue and orange, or red and green. These create a high contrast, so use them when you want something to stand out. Ideally, use one colour as background and the other as the subject.

Silhouette:

When your subject appears as a black shape because it is photographed against a brighter background.

The Golden Hour:

At either sunrise or sunset. Many landscape photographers believe that this is the best time to shoot landscape photography due to the glowing quality of light: not too bright, not too dark.

The rule of thirds:

A composition guideline that places your subject in the left or right third of an image, leaving the other two thirds more open. Practice imagining your photograph in three sections, then place your subject in the left or right section.

Subject:


Every photo should have a point of interest or a central subject. This can help create a story or give meaning to a photo.


Horizon:

When taking a landscape shot, (or any shot for that matter) the horizon must be straight. An uneven or angled horizon can cause a distraction and upset the whole balance of a photo.

2021 AUSTRALIAN GEOGRAPHIC NATURE PHOTOGRAPHER OF THE YEAR

Did you know that the Australian Geographic Nature Photographer of the Year competition has a special **Junior entry section**? That means *your* photograph could be a winner in 2021! Entries open in November, so keep your eye on our website and social media pages for more entry details. And get snapping!

 @southaustralianmuseum

 South Australian Museum

 @SAMuseum

#naturephotographer

naturephotographeroftheyear.com.au

The Australian Geographic Nature Photographer of the Year competition is produced by the South Australian Museum.

**Australian
GEOGRAPHIC**

Principal Sponsor

EST. 1936
ATKINS
ATKINS.COM.AU

Production Partner

 **Foundation for
National Parks
& Wildlife**
Established in 1970
Growing parks and saving species.

Threatened Species
Category Sponsor

VC
visualcom
PRINT & SIGNAGE SOLUTIONS

Design Partner